

Options

SCREEN OPTIONS



Standard charcoal fiberglass screen




20% better airflow and optical quality
10% better insect protection



Tear and puncture resistant fiberglass screen

GLASS OPTIONS



CLEAR GLASS

Uvalue - 1.04

SHGC - 0.87

Visible

Transmission: 90%

Solar

Transmission: 85%



i89 UPGRADED UV PROTECTION GLASS

Uvalue - 0.65

SHGC - 0.76

Visible

Transmission: 88%

Solar

Transmission: 73%

CLEAR

Clear annealed glass (standard on all windows)

PLEXIGLASS

Clear acrylic (can be used in place of tempered)

OBSCURE

Privacy glass for windows or bedrooms (also available in tempered)

TINTED

Lightly tinted glass to reduce glare (available in grey, bronze, and green)

i89

UV Protection Glass designed to bounce heat back to the source

NOTICE: Tempered safety glass is available on all glass options.

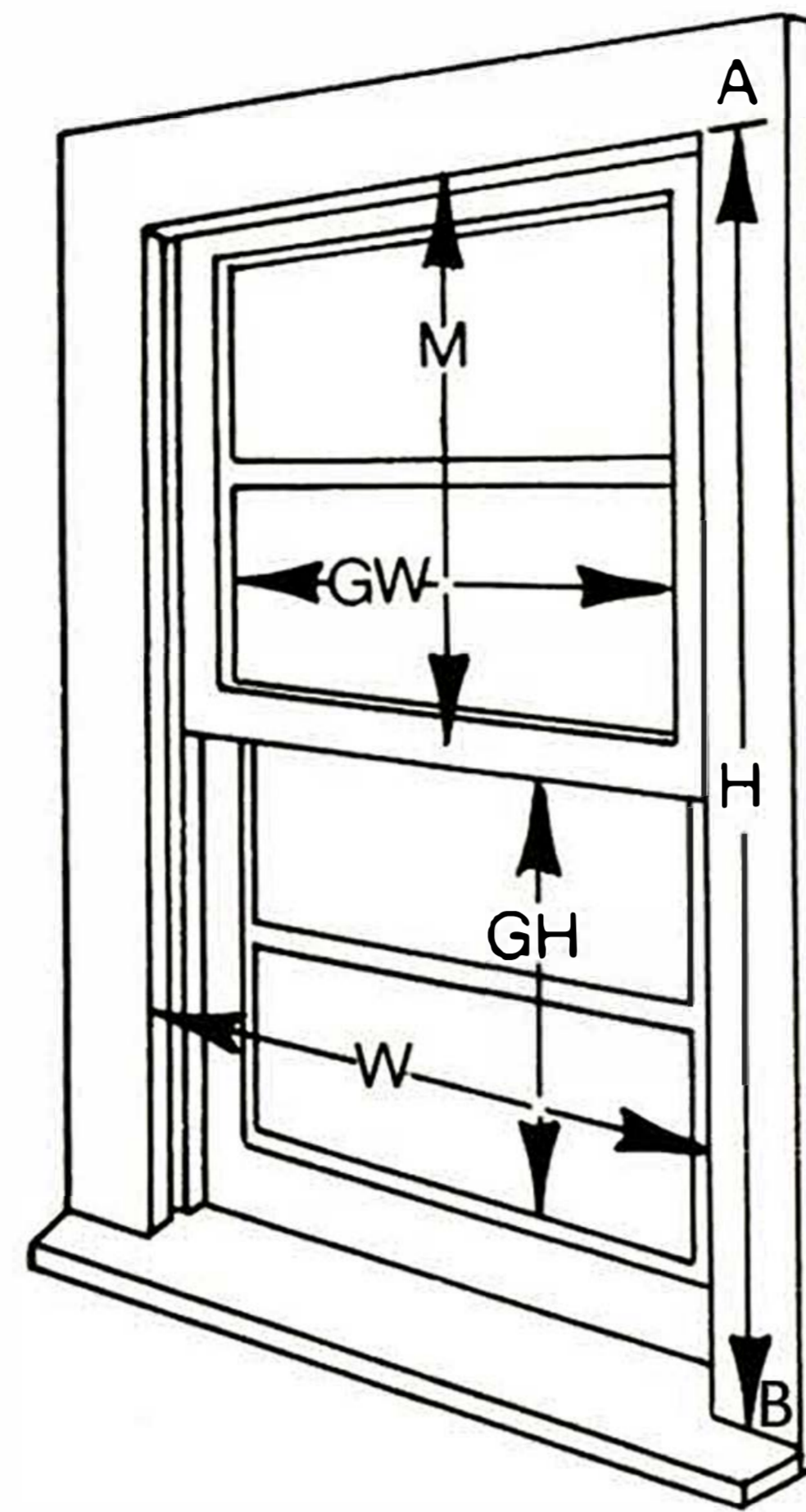
Tempered glass is required on all single glass panes units over 15 sq/ft.

HARDWARE

LATCHES

Upgrade from standard white PVC finger latches and corner keys to die cast metal latches and corner keys.

How to measure your window openings:



1. Measure the opening width inside the exterior frame casings (W). Check this dimension (W) at the top (head), center (midpoint), and bottom (sill) of the opening. Write down the smallest dimension as your "opening width".
2. Measure height (H) from A to B along outside casing. Measure left, center, and right sides of the opening. Write the smallest dimension as "opening height".
3. Measure height of top sash from casing (A) to center of meeting rail (M).
4. As a check, house window glass size (GH and GW on both sashes) should also be reviewed. Top and bottom glass should be roughly the same size. If not, this is an oriel style window.

When supplying dimensions for your windows, please specify if you are supplying opening size or tip to tip frame dimension for ordering (see mounting and dimension options section on this brochure to verify your mount style and dimension type). Always supply your dimensions in width x height format for accuracy of both your estimate and order.

Sill expanders are accounted for in dimensions provided to Casco. Tip to tip dimensions will include sill expanders at their most compressed dimension. Deducting 1/8" from opening size will get you to tip to tip storm window dimension. A sill expander (7/8") is included with all windows (except picture storm windows) and an optional 1-1/2" sill expander is also available for drop sill and other conditions.

Also available from Casco Industries:

- Casco Storm/Screen Doors
- Casco Aluminum Porch Enclosure System
- Casco Multi-Brand Casement Replacement Sashes
- Casco Double Hung Replacement Kit (Sash Pack)

Talk to your local dealer to get more information on Casco Industries Storm Products.



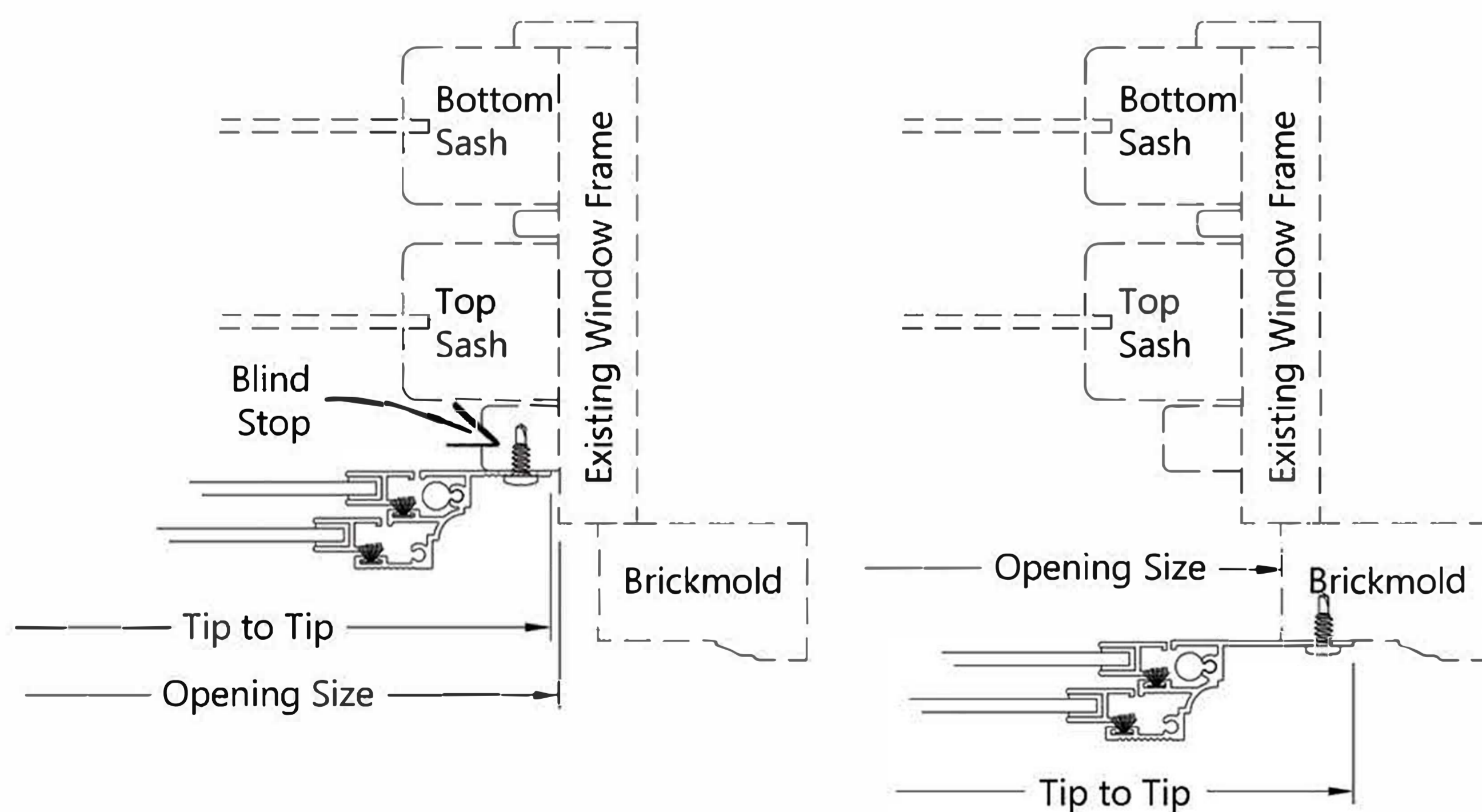
GLASS, WINDOWS, DOORS & PARTS

PHONE
EMAIL
WEB
ADDRESS

(215) 714-7784
sales@astergo.com
astergo.com
1813 Easton Rd, Willow Grove, PA 19090



MOUNTING AND DIMENSION OPTIONS



Blind Stop Mount

Storm window is mounted to the blind stop of the window. Frame includes 3/4" flange on the two track and 1/2" flange on the three track and picture storm for mounting to window.

Overlap Mount

Storm window is mounted to the exterior brickmold of the window or exterior frame/trim. Frame of storm window includes a 1-1/4" flange for mounting to window to allow for clearance of hardware. Available in two track products only.

©2023 Casco Industries, Inc.



STORM WINDOWS



Casco Industries, Inc.

640 Division St., South Elgin, IL 60177
p: (800) 806-6333 | f: (847) 741-5065
www.casconline.com



Two-Track Slider Casco's Two Track Sliding Storm Window gives any homeowner the added insulation they seek for old or new windows by adding another thermal barrier. Along with thermal improvement, weatherproofing is increased by keeping out driving rain and significant wind gusts. Product must be handed as only one of the two sashes are active. Half Screen Included. (MAX SIZE: 88" x 60")

Three-Track Slider Casco's Three Track Sliding Storm Window provides all the same benefits as the two track system with added features. Both panels of this window slide in either direction and two screens are provided to compose a full screen system that is removable from the interior. (MAX SIZE: 88" x 60")

Two-Track Double Hung

Two-Track Oriel Double Hung

Three-Track Double Hung

Picture Window

Slider Window

With increased thermal and weather resistance, Casco's Two-Track Double Hung Storm Window provides new life to old windows and enhanced performance to new windows. Each window includes a bottom venting glass panel and screen. (MAX SIZE: 54" x 88")

For cottage-style homes, unequal glass panels may be required to match a home's exterior. Casco's Oriel Storm Window has the same features as the Two Track Double Hung with the added feature of matching any unequal sashes existing in the home. (MAX SIZE: 54" x 88")

Similar to the Casco Two-Track Double Hung, the Three-Track Storm Window adds an additional track for the screen. This additional feature allows the screen to be active independent of the two glass panels. Oriel option not available in three track. (MAX SIZE: 54" x 88")

Complete your home's added thermal protection by adding this Picture Window Storm to your picture windows or basement windows for added thermal insulation. Each unit comes with a removable glass panel for easy cleaning. (MAX SIZE: VARIES)



Why choose **Casco** STORM WINDOWS?

All **STORM WINDOWS** include:

- Extruded Frame and Sashes
- Extruded Screen Frame*
- Standard Fiberglass Screen*
- Nail/Mounting Fin
- Sill Expander*
- Clear glass
- All weather-strip
- Screw Pack
- Latches

* Not standard on picture window units.

Alternative to complete window replacement

Reduced home energy bills, interior drafts, condensation, sound transmission through windows

Easy removal for swift cleaning

Multiple standard color selections

Made to order, ensuring proper fit

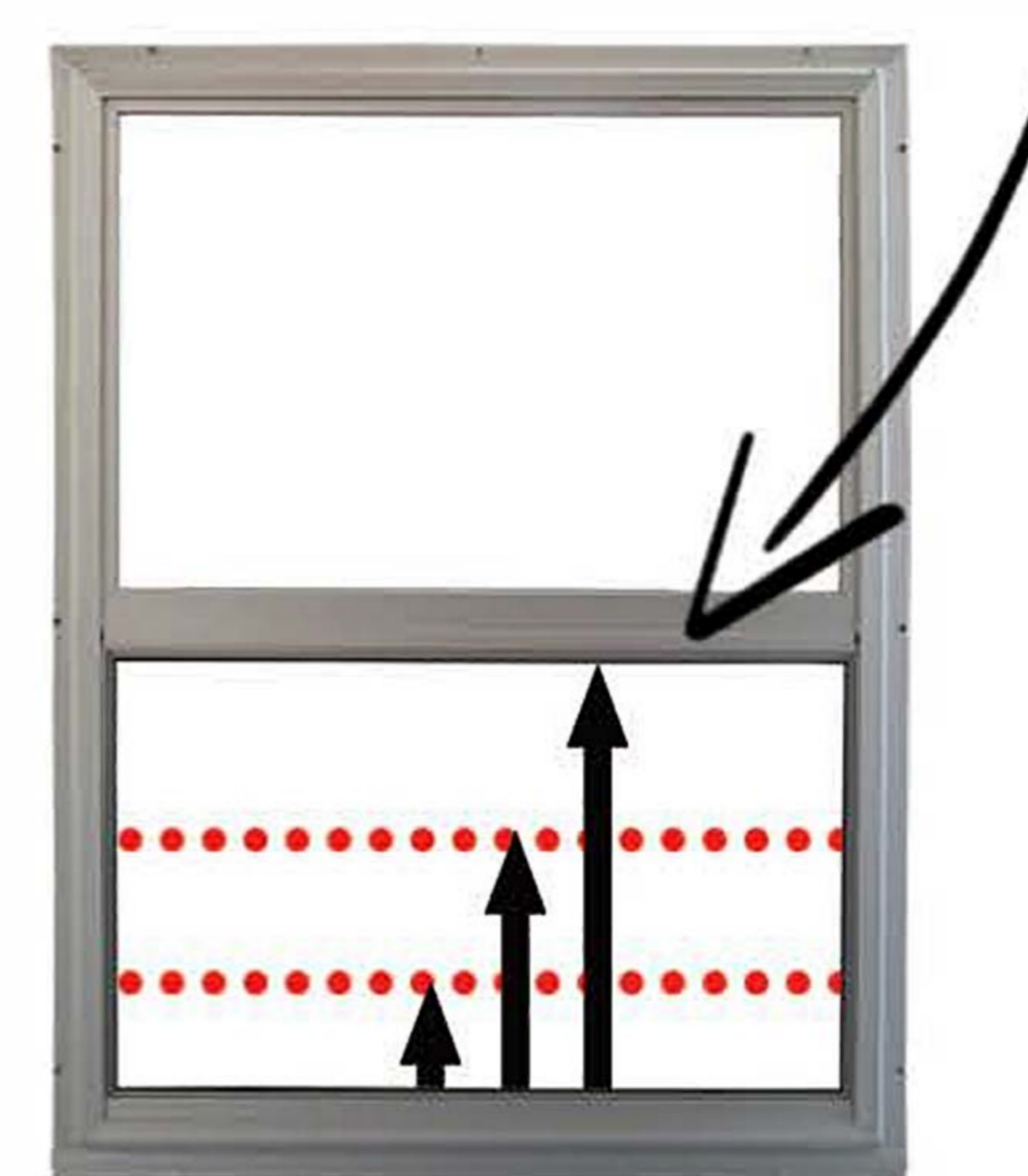
Fast installation

Standard Features:

- Heavy gauge aluminum extrusions throughout
- Maintenance free finish
- Sill expander for uneven sills and drainage
- Nail fin for easy mounting
- Color matched installation screws included (standard colors)
- Heavy-duty finger pulls and tilt keys

All Casco Double Hung Storm Windows include a ratchet latch system on the lower glass panel. This opening system allows you to select the desired amount of ventilation from 1" to full ventilation and anywhere in between.


SELECT THE style AND finish TO MATCH YOUR HOME




STANDARD STORM WINDOW COLORS

Estate and Custom Colors

Don't see your color? View our website to view 22 additional estate color options or let us custom color our storm windows for an exact finish match.



WHITE
VANILLA
ALMOND
BEIGE



DARK BRONZE
BROWNSTONE
BLACK
CLEAR ANODIZE

(Mill finish also available)

For more information, drawings, and details regarding storm windows visit us at www.cascoonline.com.

©2023 Casco Industries, Inc.